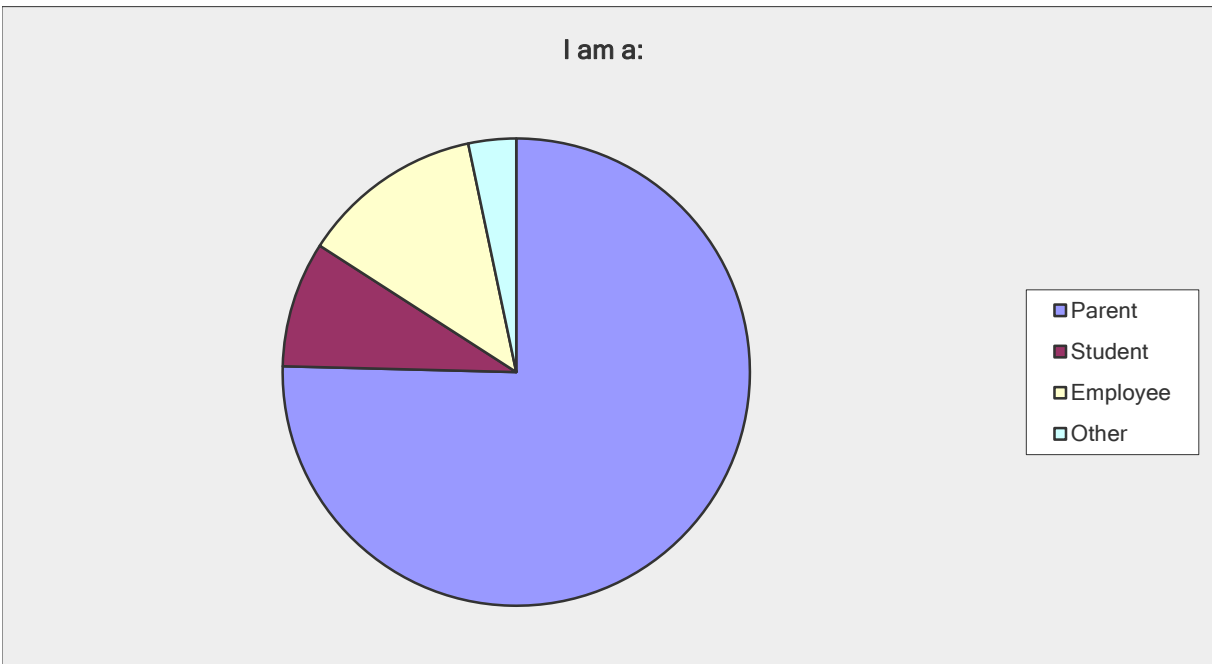


School Hours Survey

| I am a: | | |
|--------------------------|------------------|----------------|
| Answer Options | Response Percent | Response Count |
| Parent | 75.4% | 5698 |
| Student | 8.7% | 657 |
| Employee | 12.6% | 954 |
| Other | 3.3% | 246 |
| <i>answered question</i> | | 7555 |
| <i>skipped question</i> | | 0 |

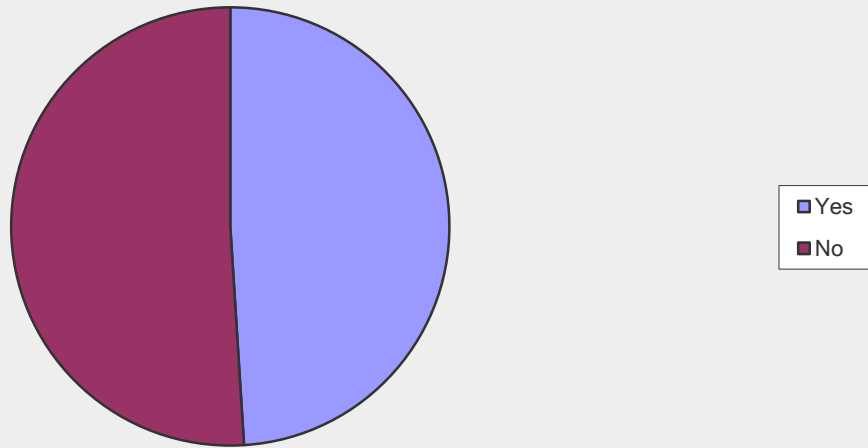


School Hours Survey

I would like to see the school hours changes, as reflected in the chart, made for the 2014-2015 school year.

| Answer Options | Response Percent | Response Count |
|----------------|--------------------------|----------------|
| Yes | 49.0% | 3623 |
| No | 51.0% | 3766 |
| | <i>answered question</i> | 7389 |
| | <i>skipped question</i> | 166 |

I would like to see the school hours changes, as reflected in the chart, made for the 2014-2015 school year.

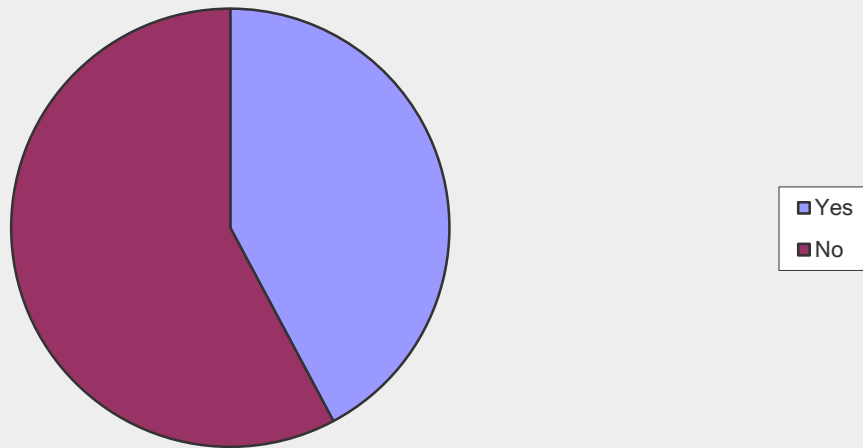


School Hours Survey - Elementary School

I would like to see the school hours changes, as reflected in the chart, made for the 2014-2015 school year.

| Answer Options | Response Percent | Response Count |
|--------------------------|------------------|----------------|
| Yes | 42.2% | 1740 |
| No | 57.8% | 2387 |
| <i>answered question</i> | | 4127 |
| <i>skipped question</i> | | 89 |

I would like to see the school hours changes, as reflected in the chart, made for the 2014-2015 school year.

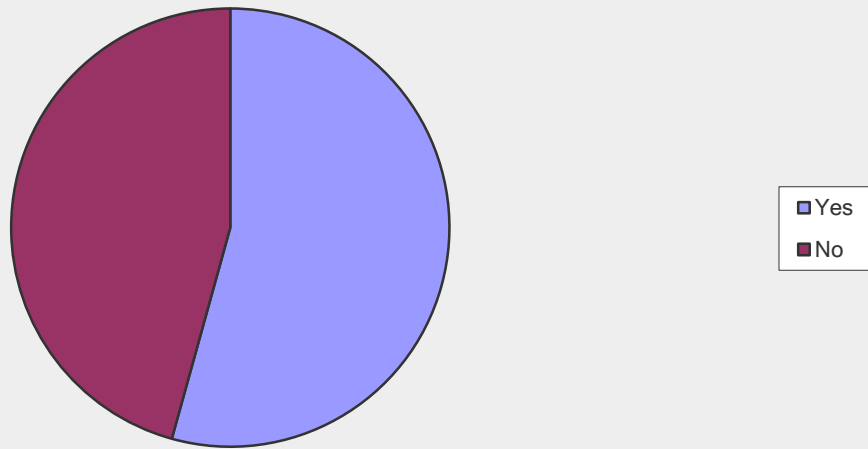


School Hours Survey - Middle School

I would like to see the school hours changes, as reflected in the chart, made for the 2014-2015 school year.

| Answer Options | Response Percent | Response Count |
|--------------------------|------------------|----------------|
| Yes | 54.3% | 1682 |
| No | 45.7% | 1415 |
| <i>answered question</i> | | 3097 |
| <i>skipped question</i> | | 74 |

I would like to see the school hours changes, as reflected in the chart, made for the 2014-2015 school year.

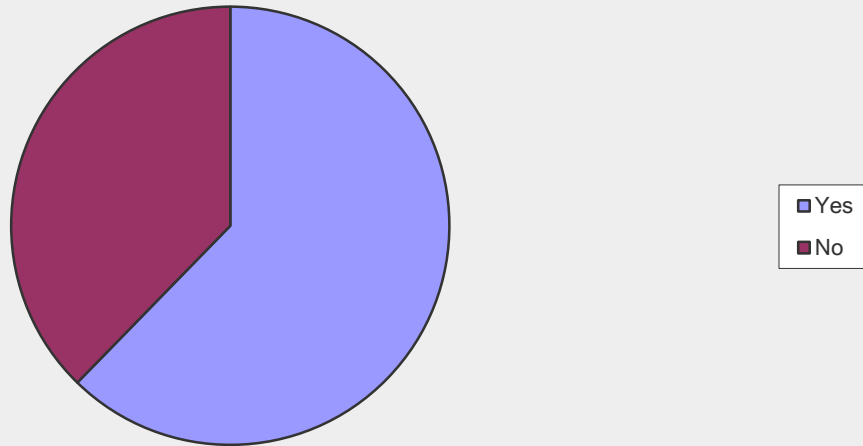


School Hours Survey - High School

I would like to see the school hours changes, as reflected in the chart, made for the 2014-2015 school year.

| Answer Options | Response Percent | Response Count |
|--------------------------|------------------|----------------|
| Yes | 62.3% | 2255 |
| No | 37.7% | 1362 |
| <i>answered question</i> | | 3617 |
| <i>skipped question</i> | | 84 |

I would like to see the school hours changes, as reflected in the chart, made for the 2014-2015 school year.

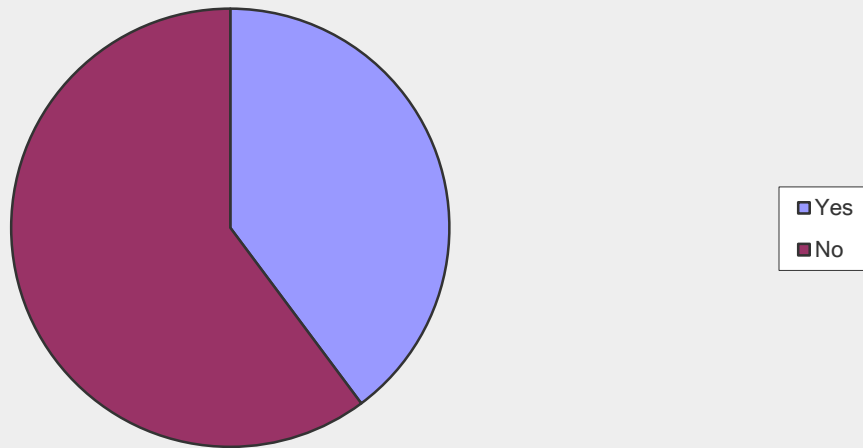


School Hours Survey - Other Educational Center

I would like to see the school hours changes, as reflected in the chart, made for the 2014-2015 school year.

| Answer Options | Response Percent | Response Count |
|--------------------------|------------------|----------------|
| Yes | 39.8% | 90 |
| No | 60.2% | 136 |
| <i>answered question</i> | | 226 |
| <i>skipped question</i> | | 7 |

I would like to see the school hours changes, as reflected in the chart, made for the 2014-2015 school year.



School Hours Survey - No Affiliation

I would like to see the school hours changes, as reflected in the chart, made for the 2014-2015 school year.

| Answer Options | Response Percent | Response Count |
|--------------------------|------------------|----------------|
| Yes | 23.0% | 42 |
| No | 77.0% | 141 |
| <i>answered question</i> | | 183 |
| <i>skipped question</i> | | 0 |

